










# Maryland Renewal

## [Click here for Registration Website](#)

-  **Navigate to the Website**  
Visit OneStop Maryland to begin your renewal process.
-  **Log In to Your Account**  
Click on '*Login*' to access your existing account using your credentials.
-  **Access Your Dashboard**  
Once logged in, select '*My Dashboard*' to view your account details.
-  **Find Your Registration**  
Under '*My Licenses, Permits, and Registrations*,' locate your Maryland Cannabis Administration (MCA) registration ID number that is up for renewal.
-  **Initiate Renewal**  
From the License Information page, click the green '*Actions*' button located on the right side of the Registration header.
-  **Select Renewal Form**  
Choose '*Renewal Form*' from the dropdown menu to start the renewal process.
-  **Review Pre-populated Information**  
Your personal information and address, previously submitted, will be pre-populated. Carefully review and update any information as necessary.
-  **Upload New Identification**  
If your identification has changed or expired, upload a new, valid identification document.
-  **Upload Proof of Residency**  
Confirm your current residency by uploading the required proof of address document.

# Maryland Renewal



## **Pay the Registration Fee**

Complete the process by paying the \$25 registration fee.



## **Submit Your Renewal**

Review all the information for accuracy and submit your renewal application.

The state application fee is \$25. The MCA typically processes applications within 30 days of receiving all necessary documentation. Medical marijuana cards in Maryland are valid for six years from the date of issuance, and annual certification renewal is required. If you need assistance at any point, don't hesitate to reach out to us. We're here to help!