









## [Click here for Registration Website](#)

-  **Renewal Patient Registration**  
On the website's homepage, locate and click on the option for "*Renewal Patient Registration*."
-  **Log in Using Your Existing Account Credentials**  
Log in using the username and password you previously created.
-  **Review and Update Personal Information**  
Review your personal information on file and make any necessary updates or changes.
-  **Upload Your New Physician Certification**  
Upload your new physician certification, if required, to maintain compliance with regulations.
-  **Submit the Renewal Application and Pay the Fee**  
Submit the renewal application along with the non-refundable \$50 fee.
-  **Await Confirmation of Receipt**  
Wait for a confirmation of receipt notification from the Department of Health and Social Services. This confirmation typically acknowledges the successful submission of your application.
-  **Application Processing**  
The Department will process your renewal application within 30 days of submission.
-  **Receive Your Renewed Medical Marijuana Card**  
Once approved, you will receive your renewed medical marijuana card via email.

# West Virginia Renewal



## Card Validity

Your renewed card will be valid for another year from the date of issuance.

The state application fee is \$50 and is non-refundable. The Department processes applications within 30 days of receiving both the application and payment. Medical marijuana cards are valid for one year from the date of issuance, and annual certification renewal is required. If you need assistance at any point, don't hesitate to reach out to us. We're here to help!